



Objective

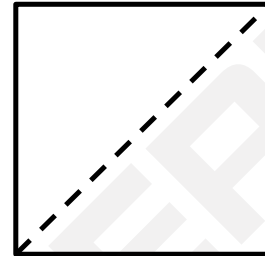
Making 2-D shapes by cutting paper

**Example 1**

Fill in the blanks.

Cut the square on the right along the dotted line.

Two triangles will be formed.



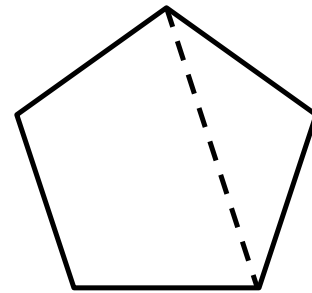
Look at the 2-D shapes that will be formed on the two sides of the dotted line

**Practice**

1) Cut the pentagon on the right along the dotted line.

A _____ and a _____

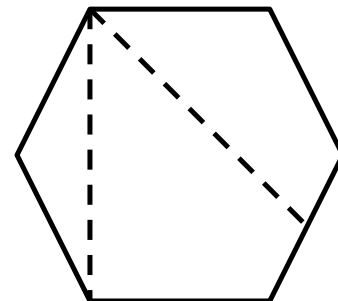
will be formed.



2) Cut the hexagon on the right along the dotted line.

A _____ and two _____

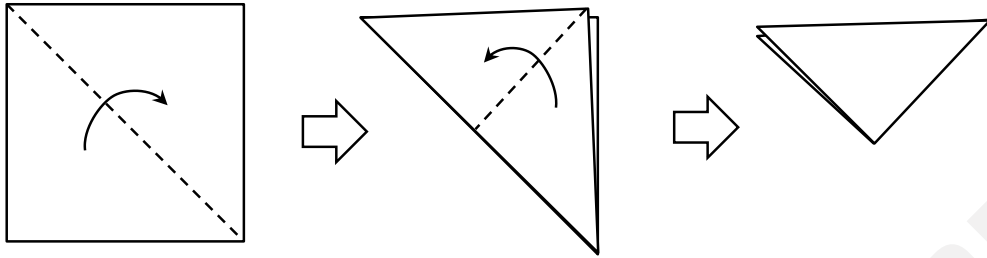
will be formed.





Exercise

1)

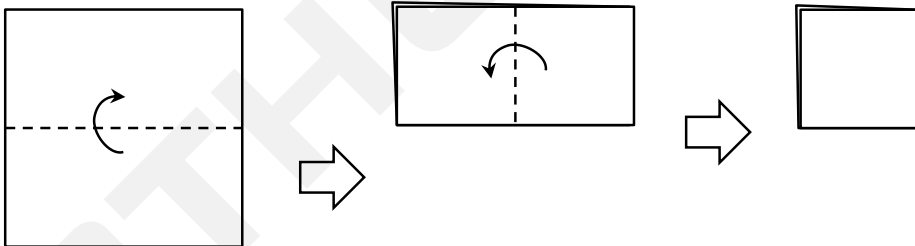


(a) When the paper is unfolded, the shapes formed by the folded line are _____ . There are _____ of them.

(b) Draw the folded line.



2)



(a) When the paper is unfolded, the shapes formed by the folded line are _____ . There are _____ of them.

(b) Draw the folded line.

